

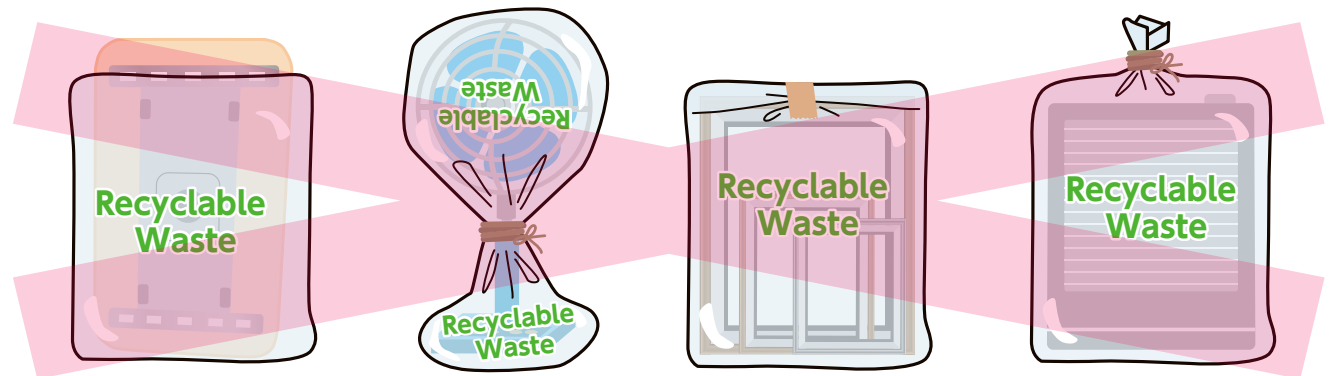
How to Dispose of Garbage and Recyclable Waste

Notes on Putting Garbage Out for Collection

- Place your garbage and recyclable waste at the collection site **by 8:00 am** on the collection day.
- Burnable waste** and **recyclable waste** must **be placed in their respective designated bags**. There are no designated bags for hazardous waste, but please sort out batteries, fluorescent tubes, thermometers, spray cans, and lighters, and put them out separately.
- ※ **Recyclable Waste (PET/Plastics only)** bags can only be used for PET bottles and plastics. They cannot be used for cans, glass bottles and non-burnable waste. (See page on **Recyclable Waste**)
- Always tie bags closed without using tape or string**. Items sticking out of a bag, or covered with two bags, cannot be collected; please dispose of them as bulky waste. (See page on **Non-burnable Waste**)



Tie tightly!



Notes on Bringing Garbage to the Recycling Plaza

- Referring to the above “Notes on Putting Garbage Out for Collection”, separate your bulky waste that is too big for the designated bags from your other garbage that goes into the designated bags. (See relevant pages)
- Bulky waste, for which a fee is charged, and garbage in designated bags, for which no fee is charged, will be weighed separately.
Refer to the diagram below when loading on your vehicle, so that your garbage can be unloaded smoothly.
- Bring your garbage on a vehicle **less than 6 meters long and in loads of no more than 2 tons**.
Do not use a large truck or tarpaulin-covered truck such as those used for moving home, and **do not pile your garbage up too high**.
- Garbage must be unloaded by the person who brings it in.
If it is difficult to unload alone, please bring a second person.
- Show your driver’s license or other ID** when you arrive.
- Unloading times are **from 8:30 am to 12:00 pm and from 1:00 pm to 4:00 pm**.

※Note!

Put **burnable waste** and **recyclable waste** in their designated bags and separate them from bulky waste.



Bring your garbage in a vehicle less than 6 meters long and in a load of no more than 2 tons. Do not use a large truck and do not pile your garbage up too high.



Separate bulky waste that does not fit into the designated bags from garbage that does fit into the designated bags.



Your driver’s license or other ID is required when you arrive. Please do not forget it.



The person who brings in garbage must unload it. Please come prepared for that.



※Garbage brought in by a proxy or a contractor

(1) Proxy

Garbage is often brought in on behalf of the person disposing of it. We will check this, so wherever possible, **the person disposing of the garbage should attend too**.

(2) Contractor

Garbage may only be brought to the Recycling Plaza by a contractor that has a collection and transportation permit from the municipal government.

To have a contractor bring in your garbage, you must ask the relevant section of the municipal government about licensed contractors.

Burnable Waste

Always put out in **bags designated for burnable waste.**



※Note! Never put metal or other non-burnable items inside!




Leaves and pruned branches
Branches must be no thicker than 3 cm.



Textiles
Zippers and buttons may be left on




Leather
If metal fittings cannot be removed from a bag, etc., dispose of it as **non-burnable waste.**




Long or wide items
Cut long items into pieces of 50 cm or less. **Cut** wide items into pieces of 1 square meter or less.



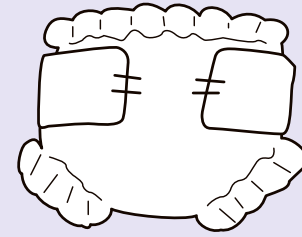
Cool packs, disposable heat pads, cooking oil
(Harden oil or soak it onto paper or cloth)




Product plastic
Video tapes, cassette tapes, CDs, game software, floppy discs



Food waste, etc.
Drain as much as possible.



Paper
Put as much used paper out for local resource collection as possible.



Aluminum wrap
Dispose of aluminum wrap and other thin aluminum waste as burnable waste.


Do not put food scraps or diapers in with plastics.




Plastics

Always put out in **bags designated for recyclable waste** or **bags for PET/plastics.**

Plastic food containers should be washed and dried before putting out on **plastics day.**



Trays



Containers

Wrapping used for packaging is also plastic.



Caps, labels




Snack bags, retort pouches, etc.

Snack bags, retort pouches, etc. with aluminum layer



Tubes



Polystyrene

The "Plastic" mark cannot be printed on small items such as caps, so the label or other part of the product will indicate what is plastic.

Items with the plastic mark are accepted.

• If stains cannot be removed, dispose of as burnable waste.

• Plastics other than containers and packaging are burnable waste.

• Plastics that are difficult to separate may be put with burnable waste.

• Hangers and futon compression bags with the plastic mark should be disposed of as burnable waste.

PET Bottles

Always put out in **bags designated for recyclable waste** or **bags for PET/plastics.**


※Note! Do not double-bag PET bottles.

No double-bagging



For beverage bottles with the PET mark , remove the lid, remove the contents, rinse, and separate as PET bottles.

If a handle is attached, it may be left on.



Separate caps and removed labels as "Plastics".



Recyclable Waste (Cans, Glass Bottles)

Always put out in bags designated for recyclable waste.



※Note! Do not double-bag cans or glass bottles.

No double-bagging

① Cans For cans smaller than 18 liters, remove the caps, empty the contents, and rinse the inside with water before separating them into cans.



Beverage cans


Food cans (The lids are non-burnable waste.)

Cooking oil cans




Rusted or crushed cans should also be included with cans.

Paint/Oil cans



Empty the contents and allow to dry before putting out. Paint cans may be put out as long as the paint is dry enough not to pour out.



Sweet tins (Including lid)

② Glass bottles

For food and beverage bottles and jars, remove the caps, empty the contents, and rinse the inside with water before separating them into bottles. Cosmetics bottles may also be put out so long as they are clean and not made of milky white glass.



Food jars



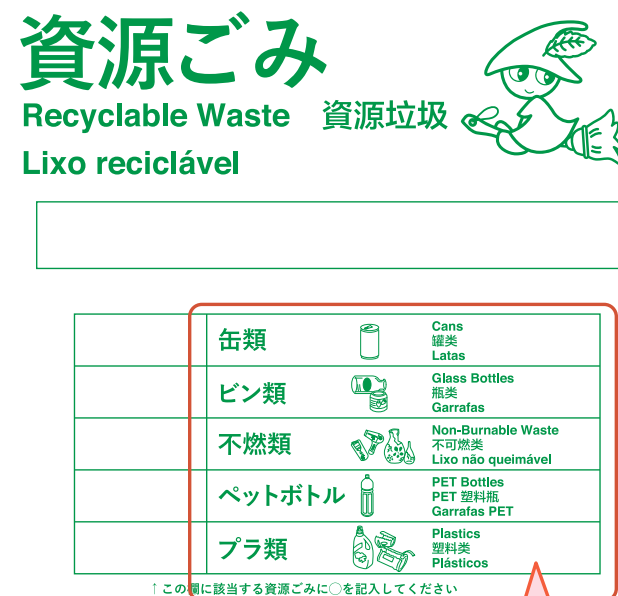
Beverage bottles

Cooking oil bottles, condiment bottles

Glass bottles for liquid medicine may be included with beverage bottles. Their caps should be separated into plastics and non-burnable depending on their materials.

Types of recyclable waste bags and how to use them


May only be used for PET bottles and plastics



May be used for non-burnable waste, cans, glass bottles, PET bottles, and plastics (All categories of recyclable waste)

Hazardous Waste


There are no designated bags, but please sort out batteries, fluorescent tubes, mercury thermometers and blood pressure meters, spray cans, and lighters, and put them out separately.



Batteries



Lighters




Fluorescent tubes



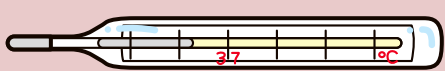
Spray cans

※Note!

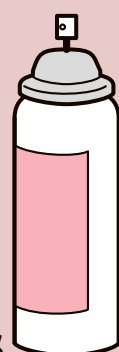
Do not put them out together in the same bag or container. Fluorescent tubes may be put out in their original packaging.



Dry battery and button battery
Battery for cellphone and PC



Mercury thermometers




Spray cans
Gas cartridges



Cigarette lighters
Stove lighters

Spray cans and lighters should be used up as much as possible. Also, spray cans must not be punctured. Caps may be left on.



Fluorescent tubes, mercury lamps, etc. (Including cracked items)

Non-burnable Waste (Recyclable Waste) (Small home appliances, metals, glass, ceramics, etc.)

Always put out in bags designated for recyclable waste.




Sharp items such as knives and broken glass may be wrapped in paper or double-bagged.
 ※Note! Small home appliances, metals, glass and ceramics may be put in the same designated bags, but please separate them as much as possible. **Tie bags tightly.**

Non-burnable Waste Small home appliances, metals, glass, and ceramics are non-burnable. Please put them out separately as much as possible.

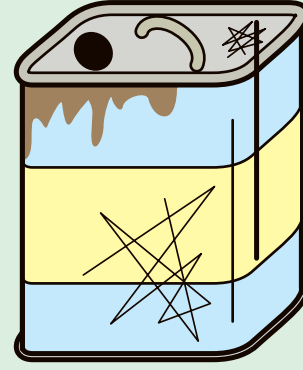
Metals/Small Home Appliances




Small metal items



Mixed items containing metals
 (Remove batteries and put out with hazardous waste.)




18-liter cans



Umbrella frames
 (Remove vinyl and put out with burnable waste.)



Small home appliances



Electric cords
 (No need to cut)

Umbrellas will stick out of the bag. Please tie together the parts that stick out.

An appliance that fits into a designated bag may be put into the bag as it is. **Do not disassemble it. If the appliance is too big to be able to tie the bag shut, it is considered bulky waste.**

There is a collection service for computers and other small home appliances. Please make use of this too.

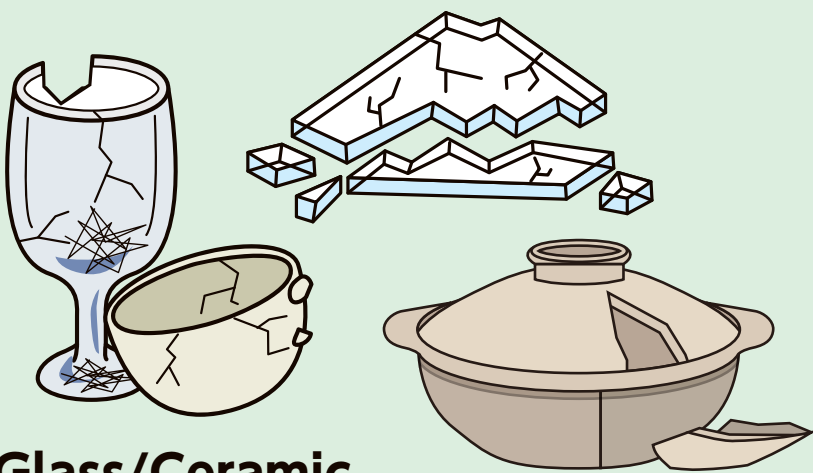
ReNet Japan Recycle, Inc.
 URL : <https://www.renet.jp/>
 ☎ : 0570-085-800 (10:00 am to 5:00 pm)



Computers are collected by their manufacturers.

PC3R Promotion Association
 URL : <https://www.pc3r.jp/>
 ☎ : 03-5282-7685
 (9:00 am to 12:00 pm, 1:00 pm to 5:00 pm)

Glass/Ceramic Overfilling the bag will cause it to tear. **Fill it so that it can be lifted with one hand.**



Glass/Ceramic


If the pieces are not sharp, there is no need to wrap them in paper.



Plant pots
 (Pots that fit in a designated waste bag)



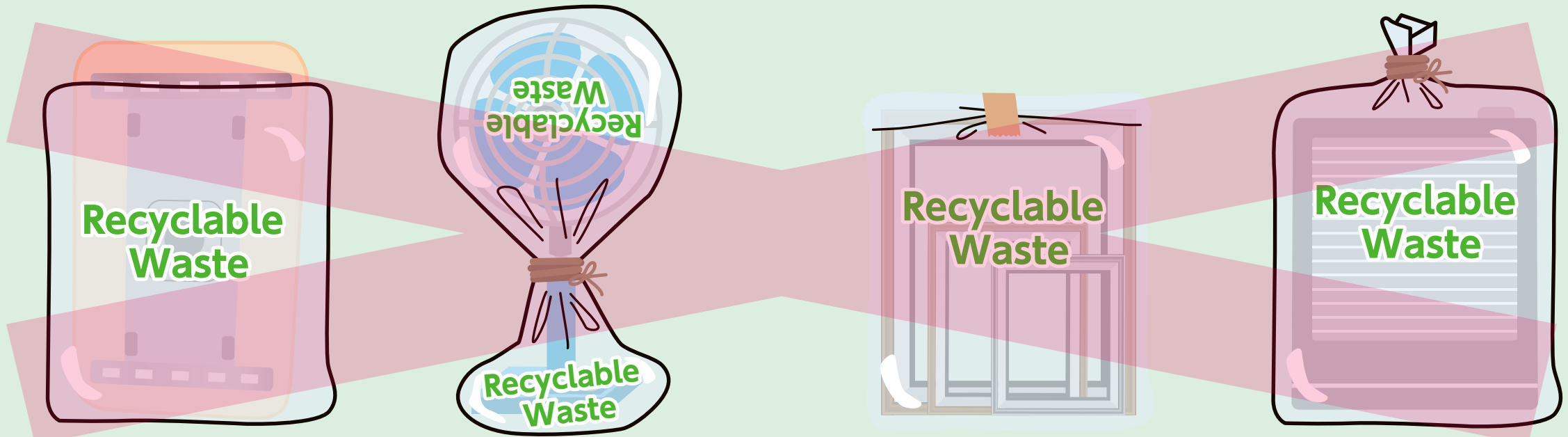
Glass bottles other than for food and beverages
 (Cosmetics bottles not made of milky white glass may be put out with glass bottles)



Light bulbs
 (LED bulbs, glow bulbs, etc.)

Anything that does not fit into a recyclable waste bag should be brought in as bulky waste!
 Items described below will not be collected.

Tie bags tightly.



An item sticking out of a bag, or covered with two bags, cannot be collected.

Even if an item fits in a bag, it cannot be collected if the bag is taped closed or tied closed with string.





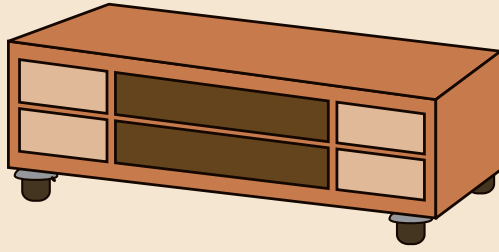
Bulky Waste

Large items that do not fit into the designated waste bags are considered bulky waste. A processing fee of **¥100 per 10 kg** is charged.


※Note! If you require a contractor to bring in your bulky waste, contact the municipal government beforehand for a list of licensed contractors.

Wooden items (Please remove glass or mirrors from furniture as much as possible.)

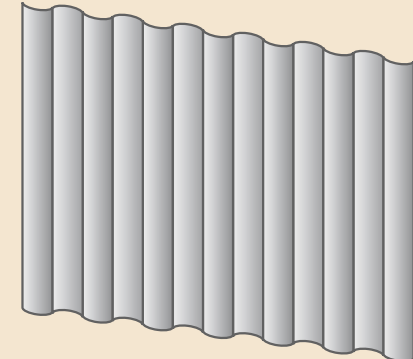
Lumber or other construction waste cannot be processed as bulky waste.



Large plastic items



Large metal items



(Cut long items or wide items such as corrugated iron into 1.5 m pieces.)

Large home appliances excluding designated items

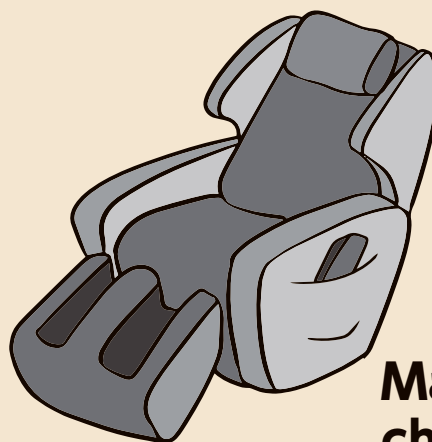
(Be sure to disconnect fuel or batteries from heaters, etc.)



Heaters



Microwave ovens



Massage chairs

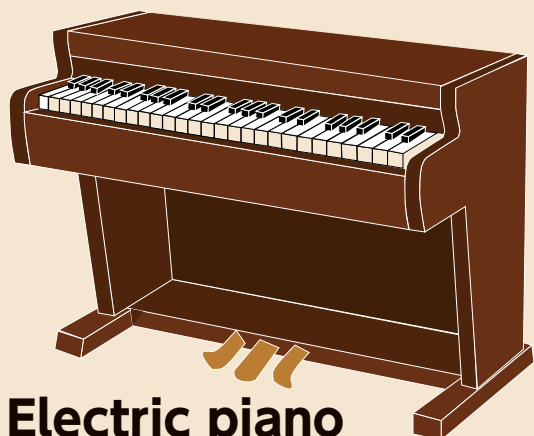


Bulky waste must be brought in intact and not disassembled.




Lights

(Be sure to unplug light bulbs or fluorescent tubes.)




Electric piano
Organ
Electone



Electric fan



Dehumidifiers, water coolers, etc. may contain a CFC refrigerant. If so, please have the CFC removed at an electronics store, etc. and bring it in together with a removal certificate. Example: HFC-134a with C is subject to this requirement.




※Note!


Some items classified as industrial waste are brought in during cleanups, etc. Dispose of such items properly according to the following points.



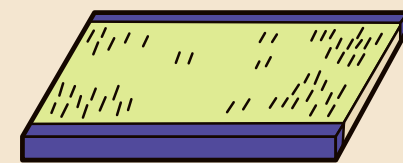
Keep the items below dry before bringing in.




Padded chairs, sofas



Spring mattresses



Tatami mats

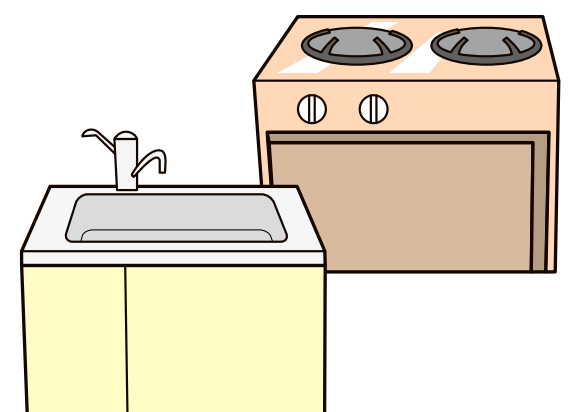


Futons

Main items classified as industrial waste

- Trade tools used in the past
- Waste from old business buildings
- Seedling boxes, cloth crop covers, etc. from professional farms
- Items from a business's renovation work → Ask the construction contractor to take them away

Please contact an industrial waste disposal company.




Example: Built-in kitchen units, dishwashers, tatami mats, etc. replaced by the business



Cardboard



Magazines



Newspapers




Used paper brought in without being placed in a designated waste bag will be considered bulky waste.




Waste that Cannot be Disposed of

Cannot be handled at Kahada-Okuise Recycle Plaza.


Designated home appliances (Also applies to components/ accessories included with such appliances)



Air conditioners



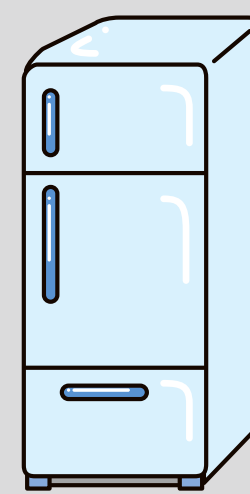
Clothes dryers




Washing machines



TVs
(Including portable TVs)



Refrigerators
(including electric coolers and in-vehicle refrigerators)



Freezers

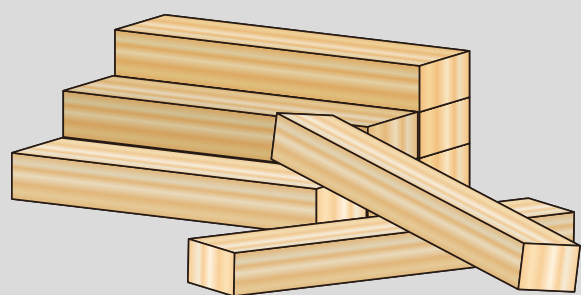
※Note! **Never disassemble appliances** before disposal. (Home Appliance Recycling Act)

Designated home appliances cannot be treated as waste by law. Talk to your appliance dealer, or purchase a recycling ticket at a post office and bring it to your nearest office.



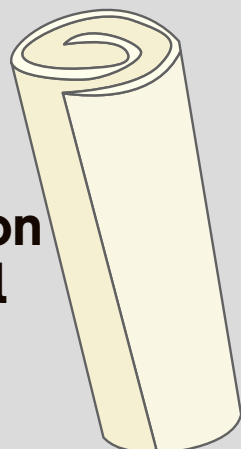
Matsusaka Warehouse, Kyowa Unso, Ltd.	3114-1 Uegawa-cho, Matsusaka-shi	☎0598(61)0888
Owase Warehouse, Kyowa Unso, Ltd.	4-1-10 Yanohama, Owase-shi	☎0597(37)4331
Natsuyama Kinzoku, Ltd.	2685 Ueji-cho, Ise-shi	☎0596(25)1101

Construction waste (Please consult with a specialist business, etc.)

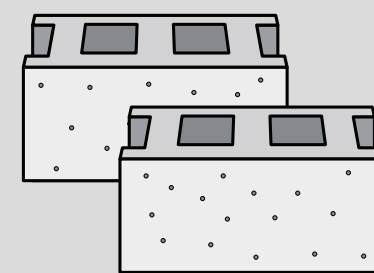
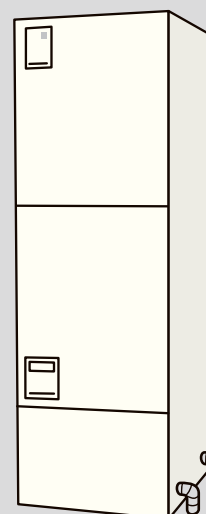


Wood used for building and other construction materials

Insulation material




Water heaters, domestic boilers, etc.




Roof tiles, tiles, concrete, cement

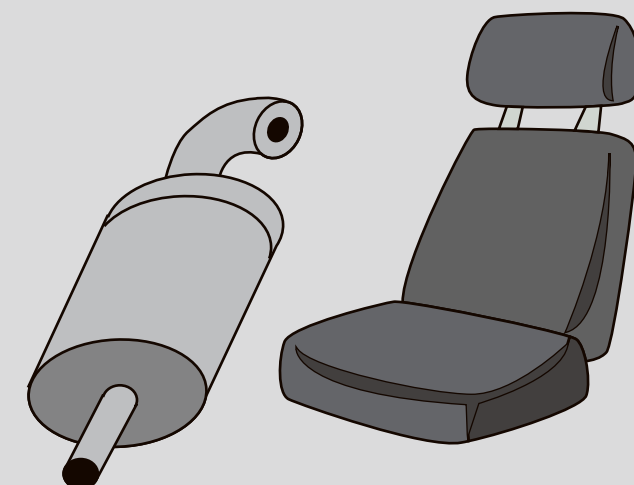
Equipment with engines, and their associated items (Consult your dealer, etc. without disassembling the item.)




Motorized bicycles, electric scooters, motorized agricultural equipment, etc.



Tires or wheels from cars, motorbikes and agricultural equipment



Car bumpers, silencers, seats



Batteries




Oil (Not for cooking)

Hypodermic needles



Others




Fire extinguishers and other cylinders



Powerful drugs, hazardous materials

Pianos



Consult a hospital or pharmacy for advice. Never put with non-burnable waste.



Consult with a retailer, etc.



There may be other items that cannot be processed when they are brought in. In that case, please consult with the staff.



Kahada-Okuise Recycle Plaza

4290 Niu, Taki-cho, Taki-gun, Mie Prefecture 519-2211
☎0598 (49) 4311

Open: 8:30 am to 4:00 pm

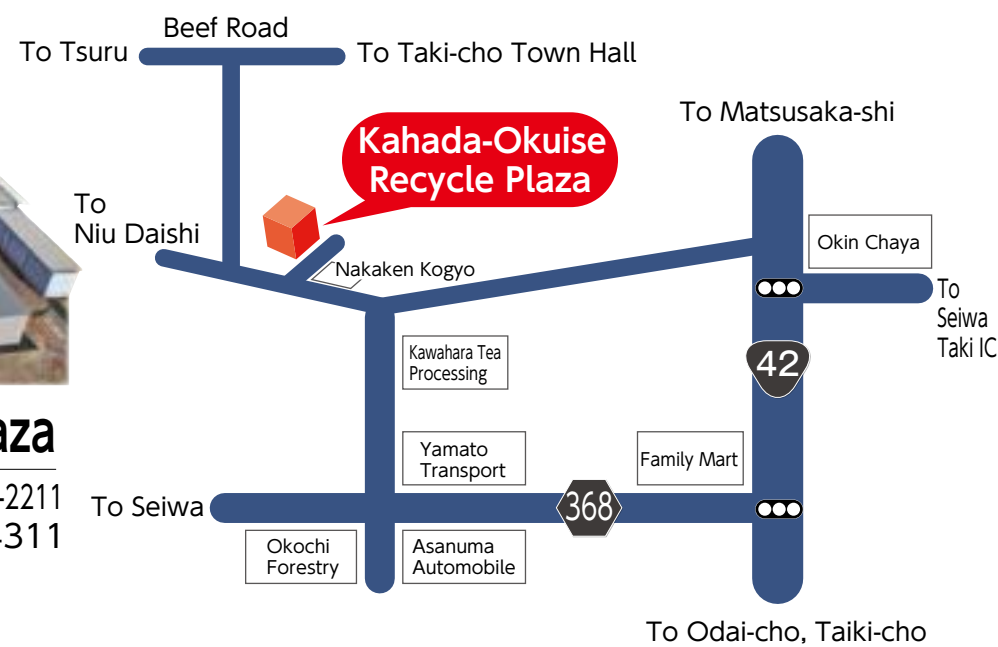


Illustration source: Ministry of Economy, Trade and Industry website <http://www.meti.go.jp/policy/recycle/main/data/illust/index.html>

Kahada-Okuise Recycle Plaza Regional Association

4290 Niu, Taki-cho, Taki-gun, Mie Prefecture 519-2211
TEL 0598-49-4311